




Friends of Maricopa PAC

Contribution How-To

1. Go to fompac.org



2. Click on “Contribute”

3. You should now see this screen:



4. If you would like to contribute by mail, Click the “Download the Form” link on the left. This will take you to a PDF form that you can print and fill out. The address for Friends of Maricopa PAC is on the form.

5. If you would like to contribute online, Click on the “Complete the Online Form” link on the right. Fill out the form and click submit. This will take you to this screen:


CONTRIBUTION OPTIONS

There are several options to contribute to Friends of Maricopa by credit card.

Choose one of the options below to access the secure form.

| | |
|--|---|
| <p>Click the button below to make a one-time contribution to the Friends of Maricopa using your credit card:</p> <p style="text-align: center;">Contribute Now</p> | <p>Click one of the buttons below to make a sustaining, monthly contribution to the Friends of Maricopa using your credit card:</p> <p style="text-align: center;">\$5 Monthly Contribution</p> <p style="text-align: center;">\$10 Monthly Contribution</p> <p style="text-align: center;">\$20 Monthly Contribution</p> |
|--|---|

Thank you for your support!



Here, you have options. If you want to make a one-time contribution, click the button on the left. You will see this screen:

FoMPAC Contribution Page

Enter an amount to contribute to FoMPAC.

Amount USD

[Submit](#)

[« Return to FoMPAC Contribution Page](#)

Your private information is secured using SSL (Secure Sockets Layer), the leading security protocol on the Internet. Information is encrypted and exchanged with an https server.

We respect your privacy. We will pass your name, address or e-mail address on only to the merchant.

Secure Payment provided by [First Data Corp.](#)

Enter the amount you would like to contribute and click submit. You will be taken to a secure screen to fill out your credit card information.

If you would like to choose a monthly contribution, you can click any of the buttons on the right and you will see a screen like this:

FoMPAC Contribution Page

Your Order Today

| Quantity | Item | Unit | Price |
|----------|--------------------------------------|--------------------|------------------|
| 1 | \$10 Monthly FoMPAC ContributionDues | \$10.00 USD | 10.00 |
| | | Total Today | USD 10.00 |

Your Subscription







| | | | |
|---------|---------------------|----------------------|------------------|
| Monthly | FoMPAC \$10 Monthly | 10.00 USD | 10.00 |
| | | Total Monthly | USD 10.00 |

[« Return to FoMPAC Contribution Page](#)

Your Credit Card Information

Cardholder Name

Credit Card Number

Expiry Date (MMYY)

This is a secure screen where you can fill out your credit card information. When complete, you will receive an email receipt in your inbox.

Thank you for your contribution to FoMPAC!!!